



Geography and History

- Find out about different ideas about dragons around the world: <https://www.dkfindout.com/uk/explore/how-to-spot-dragon-five-dragons-from-around-world/>. Create or annotate a world map with the dragons from each area.
- Who was the real St George? Create an autobiography using this information to help you: <http://>

Computing

- Use Scratch to create your own 'Dragon Quest' game. The dragon could be the playable character, avoiding knights or it could be the enemy needing to be defeated - that's up to you!

Writing

- Write a dragon keeper's handbook. This could include the follow information: Feeding a baby dragon, How to ride a dragon, Caring for a dragon's teeth, How to teach a dragon to sing, How to keep a dragon amused, Answering dragon riddles and surviving.
- Write a description of a dragon. It could be a friendly or fearsome one!
- Write your own version of the story of St George and the dragon.

Music

- Listen to this music: <https://www.youtube.com/watch?v=YL7YIFqW4u4> What instruments are used to sound like a dragon? How would you describe the music?

British Values

- Read the story of St George. <http://projectbritain.com/stgeorge2.html>
- Why do you think St George is the saint for England? What values does he embody? How could we be like St George in our daily lives? You could share your opinions by drawing a picture of St George and labelling with your ideas.
- What is England/Britain famous for? Create a poster featuring celebrated British items and traditions e.g. fish and chips, a cup of tea, red London buses.

Reading

- Read or listen to the story of 'The Reluctant Dragon' by Kenneth Graham. Available free on audible stories: https://stories.audible.com/pdp/B002V080R2?ref=adbl_ent_anon_sc_pdp_pc_1
- Have a go at this quiz on the story: <https://quizizz.com/admin/quiz/5e99d059334c0a001b96feda>

Other Ideas

- Try this dragon-themed yoga <https://www.youtube.com/watch?v=TsIMInvEU8A&t=3s>
- Watch a film featuring a dragon.
- Have a St George's Day celebration at home.
- Enlist a family member to help you act out the battle.
- See if you can create a dragon costume using clothes you already own.

Art/ DT

- Draw or create your own dragon or dragon's egg
- Make your own dragon out of junk
- Create a dragon's eye out of salt dough (you will need flour, salt and ideally paint and a marble for this)



Salt Dough Recipe

You will need:

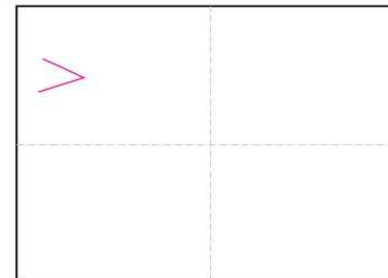
- 1 cup of salt
- 2 cups of plain flour
- 3/4 cup of boiling water
- Acrylic Paints
- Sealer (Varnish or PVA)

Instructions:

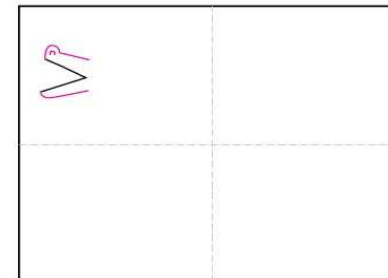
1. Add salt and plain flour to a bowl, gradually adding hot water.
2. Mix together till a dough forms (make sure it isn't sticky).
3. Air dry over night before putting your salt dough creations in the oven, 120 degrees for around 3 hours.
4. Allow to air dry for another day if possible to ensure the dough is fully dried out.
5. Decorate with acrylic paints and seal with varnish or PVA glue.



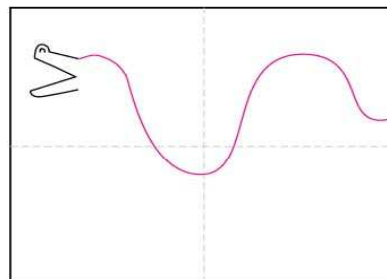
Supplies: Black marker, crayons



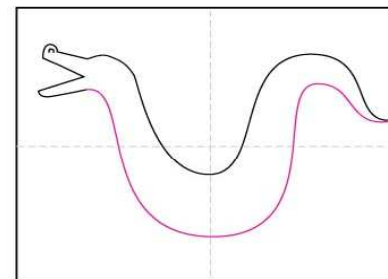
1. Draw a sideways "V" for the open mouth.



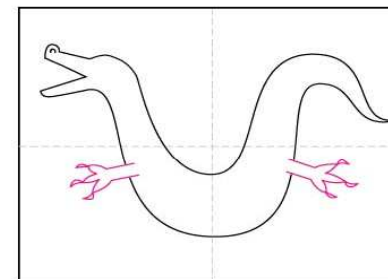
2. Add crocodile-looking jaws around it.



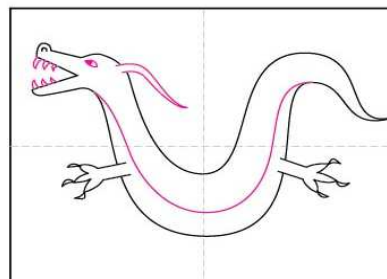
3. Draw the top of the body.



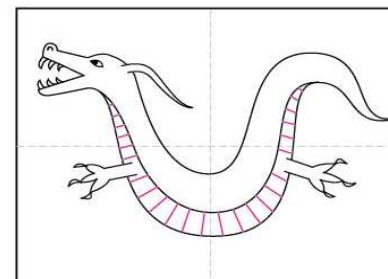
4. Add the bottom of the body.



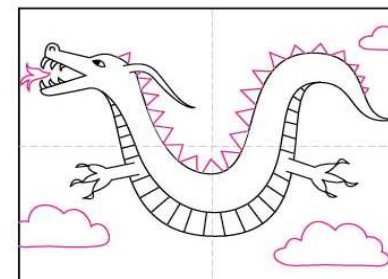
5. Add arm and leg and claws.



6. Draw belly line, horn, teeth and eye.



7. Add belly texture lines.



8. Finish with back spikes and fire. Add clouds.